


# PRINCE GEORGE'S COUNTY HEALTH DEPARTMENT



## Board of Health Update

Pamela B. Creekmur, Health Officer

*Building a Healthier Prince George's County*

# Health Report 2014

## PRINCE GEORGE'S COUNTY HEALTH DEPARTMENT

Pamela B. Creekmur  
*Health Officer*



## HEALTH REPORT 2014









Rashon L. Baker, III  
County Executive



Building a Healthier Prince George's County

# Significant County Health Indicators

| SHIP Measure<br>(County Baseline Source)                                                  | Improvement<br>Indicator                                                            | County<br>Baseline | County<br>Current | Maryland<br>Current | Maryland 2014<br>Target |
|-------------------------------------------------------------------------------------------|-------------------------------------------------------------------------------------|--------------------|-------------------|---------------------|-------------------------|
| Percentage of <b>adults who are overweight or obese</b> (BRFSS 2012)                      | No Change                                                                           | 71.4%              | <b>71.4%</b>      | 63.8%               | 64.3%                   |
| Percentage of <b>youth (ages 12-19) who are obese</b> (MYTS 2010)                         |    | 17.9%              | <b>15.4%</b>      | 11.6%               | 11.3%                   |
| Percentage of census tracts with food deserts (USDA 2010)                                 |    | 13.6%              | <b>10.1%</b>      | 7.4%                | 5.5%                    |
| <b>New cases of HIV in persons age 13 &amp; older</b> per 100,000 (IDEHA 2010)            |    | 56.4               | <b>45.3</b>       | 29.8                | 30.4                    |
| Rate of <b>heart disease deaths</b> per 100,000 population (age adjusted) (VSA 2010-2012) |   | 224.2              | <b>191.2</b>      | 174.9               | 173.4                   |
| Rate of <b>ED visits for hypertension</b> per 100,000 population (HSCRC 2011)             |  | 257.7              | <b>238.4</b>      | 222.2               | 225.0                   |
| <b>Infant Mortality Rate</b> per 1,000 births (VSA 2012)                                  |  | 9.9                | <b>8.6</b>        | 6.3                 | 6.6                     |

# Increasing the Accessibility, Availability and Affordability of Existing Farmer's Markets



Prince George's County  
Health Department  
**Recommendations to  
increase the  
accessibility, availability  
and affordability of  
existing farmer's  
markets**

# Increasing the Accessibility, Availability and Affordability of Existing Farmer's Markets



## SNAP to Health Program

- Purpose to encourage and support the local farmers markets to increase participation in Supplemental Nutrition Assistance Programs (SNAP).
- Provide technical assistance to farmer's market coordinators and manager thru the USDA reporting requirements.
- Expand marketing efforts to increase participation at all local farmer's markets.
- Provide mini grants to offset the initial cost of establishing and processing SNAP.