



PRINCE GEORGE'S COUNTY  
*Quality of Life*  
I N D E X<sup>®</sup>

2016 EDITION




The Greater Prince George's Business Roundtable, the Voice of Business in Prince George's County, and our affiliate, the Andrews Business & Community Alliance, are not-for-profit, non-partisan organizations whose activities include advocating for the businesses, communities and our military that make up Prince George's County. For more information on the Roundtable, including our membership categories, or the Andrews Business and Community Alliance, headquartered in Bowie, Maryland, visit [www.bizroundtable.org](http://www.bizroundtable.org).

All data collected for the Quality of Life Index is from referenced, reliable sources and was accurate at the time of collection.

# TABLE OF CONTENTS

WELCOME LETTER.....	1
ECONOMIC INDICATORS .....	3
EDUCATION INDICATORS .....	9
PARKS & RECREATION INDICATORS.....	13
SAFETY INDICATORS.....	15
TRANSPORTATION INDICATORS .....	19
HEALTH INDICATORS .....	21
BOARD OF DIRECTORS .....	25





April, 2016

As we proudly present this Third Edition of the *Prince George's County Quality of Life Index®*, the *Greater Prince George's Business Roundtable* continues to honor our pledge to you that the Index would be a living document, one that would be updated and revised as needed to meet the challenges of presenting the data that gives a fair and accurate representation of where Prince George's County stands, both in relationship to its own past, and where it stands in relation to our neighbors elsewhere in the state.

The over-arching indicators we use stay the same, with data regarding the *Economy, Education, Public Safety, Health, Transportation and Parks and Recreation* still serving as our starting point for the examination, with sub-categories that will change as their relevance increases or decreases over time.

Our goal remains to show where the county stands today, but also to measure it against the past to determine whether or not progress is being made in the delivery of services.

What this document will always attempt to do is to break down rhetoric and assumption and replace it with facts and information, so that county residents and our elected officials can see where the county is doing well, and also see the areas where it can improve, with a non-partisan approach dedicated only to making Prince George's County the best place to live, work and play in the region.

Sincerely,



M.H. Jim Estepp

President & CEO



Philip B. Down

Board Chair







# ECONOMIC INDICATORS

*"We know that to compete for the jobs of the 21st century and thrive in a global economy, we need a growing, skilled and educated workforce, particularly in the areas of science, technology, engineering and math. Americans with bachelor's degrees have half the unemployment rate of those with a high school degree."*

CONGRESSMAN MARC POCAN, WISCONSIN'S 2ND DISTRICT

It can be said that the economic recovery is ongoing in the county, but there are some very positive signs, including a \$55,000 increase in average sale prices of homes over the last four years, with homes on the market less than half the time, with just shy of \$2 billion in total sales, up more than \$300 million from total sales just three years earlier.

Prince George's County ended 2015 with a lower unemployment rate than the state, with 22,000 more residents working than just five years earlier.

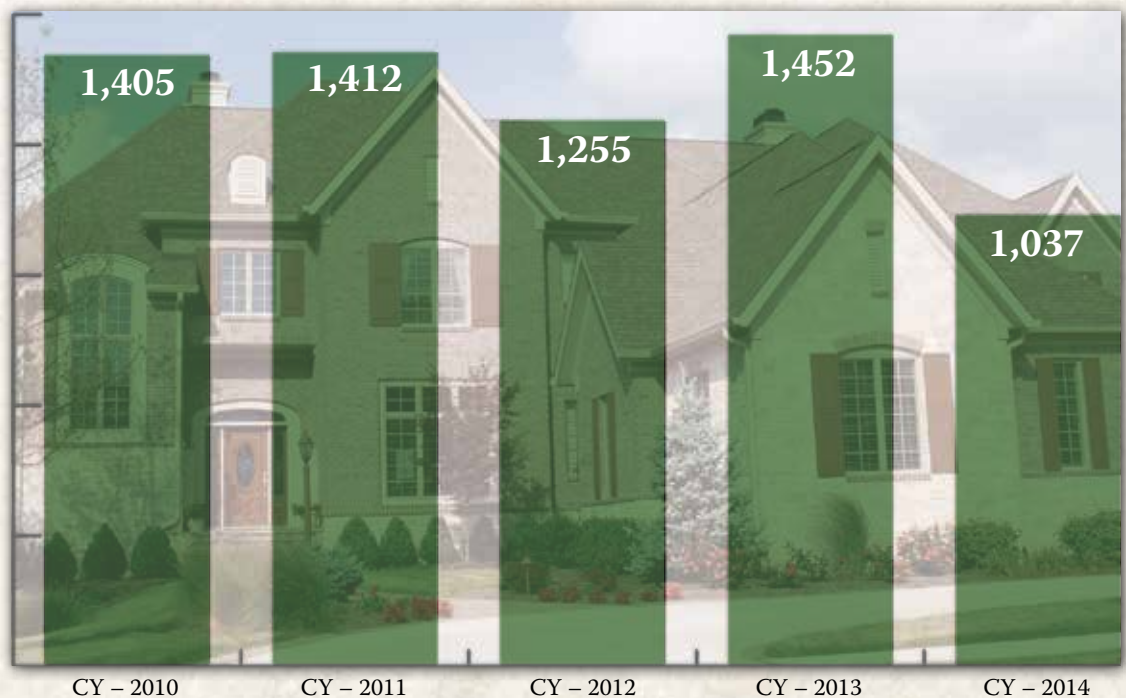


## SALES TAX COLLECTIONS

Fiscal Tax Year	Prince George's	Montgomery	Baltimore City
2010	\$441,140,799	\$483,871,327	\$305,426,174
2011	\$454,393,868	\$500,211,544	\$316,094,999
2012	\$481,737,324	\$523,568,102	\$331,360,565
2013	\$480,743,900	\$517,693,023	\$337,261,948
2014	\$487,422,406	\$521,056,091	\$343,484,681

Source: State of Maryland Comptroller's Office


## RESIDENTIAL BUILDING PERMITS



Source: U.S Census and the Prince George's County Dept. of Permitting, Inspections and Enforcement



## NON-RESIDENTIAL BUILDING PERMITS



Source: U.S Census and the Prince George's County Dept. of Permitting, Inspections and Enforcement



## HOME SALES DATA

Calendar Year	Sold Dollar Volume	Average Sold Price	Average Days on Market
2011	\$1,600,977,982	\$181,950.00	102
2012	\$1,617,844,435	\$191,076.00	88
2013	\$1,850,460,892	\$213,162.00	58
2014	\$1,927,828,316	\$236,340.00	49

Source: MRIS

## REAL PROPERTY TAXABLE ASSESSABLE BASES

Fiscal Year	Residential Assessable Base	Commercial Assessable Base	Ratio of Residential to Commercial
2011	\$72,923,663,535	\$22,732,507,983	3.21:1
2012	\$60,376,169,833	\$22,720,159,122	2.66:1
2013	\$53,707,786,283	\$22,551,343,001	2.38:1
2014	\$50,218,399,916	\$22,762,942,815	2.21:1
2015	\$50,607,681,846	\$23,036,388,021	2.20:1

Source: Maryland Department of Assessments and Taxation





## COUNTY EMPLOYED

People Employed in December of Year Below	Prince George's County	Montgomery County	Baltimore City	County Unemployment Rate
2010	446,346	505,722	264,278	7.1
2011	448,280	510,927	266,786	7.0
2012	451,772	516,052	268,704	6.8
2013	451,302	515,914	266,978	5.9
2014	455,779	516,195	270,188	5.1
2015	468,742	532,164	278,593	4.5

*Unemployment Rates, end of 2015—Maryland, 4.7%, Montgomery County, 3.3%, Baltimore City, 7.0%*

Source: Maryland Department of Labor, Licensing & Regulation

## PERCENTAGE OF CHILDREN LIVING IN POVERTY

Year	Prince George's County	Montgomery County	Baltimore City	Maryland
2012	12%	9%	34%	13%
2013	12%	9%	36%	14%
2014	15%	9%	36%	14%
2015	14%	10%	33%	14%
2016	15%	9%	32%	14%

Source: County Health Rankings & Roadmaps, a Robert Wood Johnson Foundation program

# FIRST BAPTIST CHURCH OF GLENARDEN

First Baptist Church of Glenarden is a progressive ministry with a strong emphasis on relevant biblical teaching and preaching the Word of God. Under the leadership of Pastor John K. Jenkins Sr., God has steadily increased the church membership from 500 to more than 20,000. An average of 11,000 people attend weekly Sunday services. Pastor Jenkins and his devoted wife, First Lady Trina Jenkins, have dedicated their lives to winning the lost and developing dynamic disciples to impact the lives of people in our community and throughout the world.



## Worship the Lord with us!

### SUNDAY WORSHIP

8 a.m., 10 a.m. and noon services are held at the Worship Center.

Praise and Worship begins 15 minutes prior to the start of the 8 a.m. and 10 a.m. services only.

6:30 p.m. service is held at the Ministry Center, except on the 4th Sunday (Communion service) and special events as noted.

### BIBLE STUDY

Tuesdays at 7 p.m. at the Worship Center and Wednesdays at noon at the Ministry Center.

### ON SMARTPHONES & IPADS

View live services on your computer, smartphone or tablet  
Worship Center: [www.fbcglive.com](http://www.fbcglive.com)  
Ministry Center: [www.fbcglive.com/mc](http://www.fbcglive.com/mc)

### ON THE WEB

Live Worship Services Broadcasts:  
Sundays at 8 a.m., 10 a.m., noon and 6:30 p.m.  
Bible Study on Tuesdays, 7 p.m.  
24-Hour Television and Video on Demand

### ON SOCIAL MEDIA

[www.facebook.com/firstbaptistglenarden](http://www.facebook.com/firstbaptistglenarden)  
[www.twitter.com/FBCG](http://www.twitter.com/FBCG)

### ON RADIO

Saturdays  
WPRS Praise 104.1 FM - 9:30 a.m.  
WAVA 105.1 FM - 10:30 a.m.

### WORSHIP CENTER

600 Watkins Park Drive  
Upper Marlboro, MD 20774

### MINISTRY CENTER

3600 Brightseat Road  
Landover, MD 20785

Phone: 301-773-3600  
[www.fbcglenarden.org](http://www.fbcglenarden.org)  
Email: [fbcginfo@fbcglenarden.org](mailto:fbcginfo@fbcglenarden.org)





# EDUCATION INDICATORS

*"The philosophy of the school room in one generation  
will be the philosophy of government in the next."*

ABRAHAM LINCOLN

There can never be too great an emphasis put on the education of our young people, for they are the future of Prince George's County, this nation and the world.


When there are multiple years of data and results available from Common Core exams, those numbers will become a part of the Quality of Life Index®.

Thus far there is only one year of testing complete. The highest scores by African Americans in the state came from Prince George's County students.

Though the number of students in the system is growing, the graduation rate is growing as well, up nearly six points in just the last three years.



## COUNTY ENROLLMENT FOR ALL GRADES



Source: Maryland State Department of Education

## GRADUATION RATE: 4-YEAR ADJUSTED COHORT

Graduating Year	Percentage of Graduating Students
Class of 2011	74.63%
Class of 2012	72.87%
Class of 2013	74.12%
Class of 2014	76.59%
Class of 2015	78.75%



Source: Maryland State Department of Education



## PERCENTAGE OF STUDENTS ENROLLED IN COLLEGE WITHIN 24 MONTHS OF GRADUATION

Years Data Collected	Prince George's County	Montgomery County	Baltimore City	Maryland State Average
2014/2015	63.8%	79.3%	54.2%	71.3%

Source: Maryland Department of Education

## SAT COLLEGE BOUND SENIORS MEAN SCORE

Year	Composite Mean	Test Takers
2010	1291	4765
2011	1282	5146
2012	1273	5198
2013	1207	7071
2014	1199	6751
2015	1195	6630

Source: Maryland State Department of Education

**33** Commercial sales & leasing agents

**10,000+** Acres developed

**12,000+** Transactions brokered

**6,000,000+** Square feet managed

**40+ years** of experience

Our experience is  
key to helping you  
be successful.

NAI Michael is a full-service  
commercial real estate firm that  
has been proudly headquartered  
in Prince George's County for  
over 40 years.

*How can we help  
you next?*

*Hall Station Village Center, Bowie - Mixed-use development with public library*



Brokerage

Property Management

Development Consulting

**NAIMichael**

+1 301 459 4400 | [naimichael.com](http://naimichael.com)



# PARKS & RECREATION INDICATORS

## COUNTY PARKS & RECREATION STATISTICS

Number of Parks	591
Total Park Acreage	27,849 ac.
Athletic Courts	543
Athletic Fields	297
Playgrounds	229
Multi-Purpose Trails	100 miles
Community Centers	46
Historic Sites	26

*In 2015, the M-NCPPC won its unprecedented 6th Gold Medal as part of the annual awards decided upon by the American Academy for Park and Recreation Administration. Congratulations to the entire agency on their sustained record of excellence and achievement.*

Source: Maryland-National Capital Park and Planning Commission







# POHANKA



**Pohanka  
Honda**  
King of the Beltway



**Pohanka  
Hyundai**  
King of the Beltway



**Pohanka  
Volkswagen**  
King of the Beltway

HELPING BUILD A 'BETTER' PRINCE GEORGES COUNTY



- Hundreds of new cars, vans and SUVs in stock
- Immediate financing available
- Hundreds of quality used cars, backed by our exclusive Pohanka Certified, 2 year, 100,000 Mile Powertrain Warranty
- While-u-wait service. No appointment necessary service, just bring it in!
- Serving the DC metro area since 1919

**1770 Ritchie Station Court • Beltway exit 13  
Capitol Heights, MD 20743**

**[www.drivepohanka.com](http://www.drivepohanka.com) • [www.pohanka.com](http://www.pohanka.com)**





# SAFETY INDICATORS

*"Understand, our police officers put their lives on the line for us every single day. They've got a tough job to do to maintain public safety and hold accountable those who break the law."*

BARACK H. OBAMA

We continue to support our first responders in their quest to deliver the finest public service in the land, and we thank former Chief Magaw and Chief Bashoor on their exceptional work in service to the people of Prince George's County.

In 2015, that work continues to pay dividends. Incidents of Burglary in Prince George's were down nearly 22 percent (21.8%) and Motor Vehicle Theft was down 19.4 percent from 2014. Robberies were down 15.9 percent and Forceible Rapes in the county were down 11.3 percent (Source: Prince George's County Police Department).

The 42.6 percent increase in homicides in 2015 is a sobering statistic, but the public safety team and their associates in prosecution continue to make strides so that this 2015 number is anomalous and further progress in homicide reductions will be made.

Congratulations to Chief Magaw on becoming Director of Public Safety, and to Chief Stawinski on filling the large shoes of Chief Magaw in taking over the department.



## VIOLENT AND PROPERTY CRIME

Year	Homicide	Forcible Rape	Robbery	Motor Vehicle Theft	Burglary
2008	106	215	2,954	8,174	6,636
2009	86	197	2,634	6,046	6,707
2010	82	169	2,462	5,597	6,399
2011	81	152	2,048	4,980	5,496
2012	64	82	1,625	4,456	4,707
2013	51	146	1,583	3,601	4,543
2014	54	115	1,238	3,670	3,270
2015	77	102	1,041	2,958	2,556

Source: F.B.I. Uniform Crime Report Data. 2014 and 2015 Data is courtesy the Prince George's County Police Department



## PRINCE GEORGE'S COUNTY FIRE/EMS RUN STATISTICS

Year	EMS Calls	Fire Calls	Total Calls
2010	101,635	27,774	129,409
2011	102,730	27,111	129,841
2012	105,140	25,990	131,130
2013	110,964	27,039	132,930
2014	101,635	29,560	140,524
2015	114,771	30,611	145,382

Source: Prince George's County Fire Department



## PRINCE GEORGE'S COUNTY FIRE/EMS DEPARTMENT

### *Additional Investigative Data*

Year	# of Incidents Investigated	Year	# of Incidents Investigated
2010	408	2013	688
2011	550	2014	652
2012	567	2015	791

Source: Prince George's County Fire Department

Year	Fire Fatalities	Civilian Injuries	Year	Fire Fatalities	Civilian Injuries
2010	9	16	2013	16	39
2011	15	14	2014	5	31
2012	10	43	2015	6	55

Source: Prince George's County Fire Department



At MGM National Harbor, we are proud to be part of the Prince George's County community, and we are committed to working together with our neighbors to make it even better for many years to come.



An MGM Resorts  
Luxury Destination

Building Excitement.

[MGMNationalHarbor.com](http://MGMNationalHarbor.com)



WE ARE PROUD TO SUPPORT

# The Quality of Life Index

*Sweetgrass*  
LOWCOUNTRY LIVING

7401 SURRATTS ROAD, CLINTON, MD 20735



# TRANSPORTATION INDICATORS

*"I don't run a car, have never run a car. I could say that this is because I have this extremely tender environmentalist conscience, but the fact is I hate driving."*

DAVID ATTENBOROUGH

Prince Georgians commute, nearly as long as anybody (We have the third-longest commute in the state), to positions outside the county, with the continued discrepancy in GSA-leased space in play.

We will work, with all our partners in the state, to ensure that the F.B.I. calls Prince George's its permanent home, ushering in a new age of shorter commutes and growth around the county's mass transit hubs.



## PERCENTAGE OF DRIVERS ALONE— COMMUTE OF MORE THAN 30 MINUTES

Year	Prince George's County	Montgomery County	Baltimore City	Maryland
2014	57%	51%	39%	47%
2015	57%	52%	39%	47%
2016	58%	53%	39%	48%

Source: County Health Rankings & Roadmaps, a Robert Wood Johnson Foundation program.

## MEAN TRAVEL TIME TO WORK (MINUTES), WORKERS AGES 16+ YEARS

Year	Average Prince Georgian's Job Commute Time (All Modes—In Minutes)
2007	36.0
2011	35.8
2014	36.2

*The only longer commutes in the state belong to Charles County (42.8 minutes) and Calvert County (39.9) residents.*

Source: U.S. Census Bureau



# HEALTH INDICATORS

*"If we could give every individual the right amount of nourishment and exercise, not too little and not too much, we would have found the safest way to health."*

HIPPOCRATES

In 2007, Prince Georgians lived shorter lives than Marylanders and our fellow Americans. By 2013 (The last year of recorded data), Prince Georgians have added two years to our life spans, equaling Marylanders and surpassing Americans in general by almost a full year. We commend our health professionals and our county health agencies for spreading the message of better health and longer lives.



## PERCENTAGE OF LOW BIRTH WEIGHT BABIES

(less than 2,500 grams)

Year	Total Births	<2500 grams	% under 2,500
2009	12,200	1,281	10.5%
2010	12,196	1,244	10.2%
2011	12,190	1,219	10.0%
2012	11,960	1,196	10.0%
2013	11,865	1,120	9.4%
2014	12,288	1,136	9.2%



Source: Maryland Vital Statistics (A division of the State Department of Health and Mental Hygiene)

## PERCENTAGE OF OBESE ADULTS

Fiscal Tax Year	Prince George's County	Montgomery County	Baltimore City
2012	34%	18%	31%
2013	34%	18%	31%
2014	34%	18%	33%
2015	34%	19%	34%
2016	33%	19%	34%

Source: County Health Rankings & Roadmaps, a Robert Wood Johnson Foundation program



## RATE OF PHYSICIANS TO COUNTY RESIDENTS

Year	Prince George's County	Montgomery County	Baltimore City	Maryland
2013	1,837:1	731:1	985:1	1,153:1
2014	1,804:1	729:1	947:1	1,134:1
2015	1,780:1	741:1	1,079:1	1,131:1
2016	1,860:1	720:1	1,050:1	1,120:1

Source: County Health Rankings & Roadmaps, a Robert Wood Johnson Foundation program



## DIABETIC MONITORING PERCENTAGE RATE

Year	Prince George's County	Montgomery County	Baltimore City	Maryland
2012	76%	83%	79%	81%
2013	80%	85%	80%	84%
2014	80%	85%	81%	84%
2015	81%	86%	82%	84%
2016	82%	86%	81%	85%

Source: County Health Rankings & Roadmaps, a Robert Wood Johnson Foundation program




## LIFE EXPECTANCY RATE

Year	Maryland	Prince George's	Montgomery	Baltimore City	U.S.A.
2007	78.1	77.5	83.1	72.0	77.7
2008	78.4	77.5	83.8	72.9	
2009	78.6	77.8	83.6	73.3	
2010	79.3	78.6	83.7	73.5	78.7
2011	79.5	79.2	84.1	73.9	
2012	79.5	79.2	84.1	73.9	
2013	79.6	79.6	84.3	73.9	78.8

Source: Maryland Vital Statistics (A division of the State Department of Health and Mental Hygiene)

\* U.S. Figures are from the Center for Disease Control and Prevention





# BOARD OF DIRECTORS

**TIMOTHY ADAMS**

President & CEO  
Systems Application Technologies,  
Inc.

**VANCE T. AYRES**

Director of Governmental Affairs  
International Union of Elevator  
Constructors

**ROGER R. BLUNT**

President & CEO  
Essex Construction, LLC

**BRUCE D. CHATMAN**

President & CEO  
Essex Renewable Power

**WILLIAM F. CHESLEY**

President & CEO  
W. F. Chesley Real Estate, Inc.

**MICHAEL J. CHIARAMONTE**

President & CEO, MJC &  
Associates and Proprietor, Colony  
South Hotel

**DONNA COOPER**

President, Pepco Region

**JAMES CORNELSEN**

President/CEO, Oldline Bank

**LORENZO CREIGHTON**

President, MGM National Harbor

**WAYNE K. CURRY**

President, NAI/Michael Companies

**DARAYL D. DAVIS**

CEO  
Financial Assurance Corporation

**PHILIP B. DOWN**

President  
Doctors Community Hospital  
BOARD CHAIR

**DR. CHARLENE M. DUKES**

President  
Prince George's Community College  
HONORARY DIRECTOR

**DOUGLAS M. DUNCAN**

Former County Executive  
Montgomery County

**M.H. JIM ESTEPP**

President & CEO  
Greater Prince George's Business  
Roundtable

**EDWARD FLEMING**

President  
Walton Development and  
Management, East Region

**THOMAS GRAHAM**

Vice President, People Strategy &  
Human Resources  
Pepco Holdings

**COL. BRADLEY HOAGLAND**

Commander, 11th Wing  
The Chief's Own  
Joint Base Andrews  
HONORARY DIRECTOR

**PASTOR JOHN JENKINS**

Senior Pastor  
First Baptist Church of  
Glenarden

**STEVEN JUMPER**

Director, Corporate Public Policy  
Washington Gas

**GARY MICHAEL**

NAI/The Michael Companies, Inc.

**COL. JOHN C. MILLARD**

Commander, 89th Airlift Wing  
The Presidential Wing  
Andrews AFB  
HONORARY DIRECTOR

**B. DOYLE MITCHELL, JR.**

President & CEO  
Industrial Bank, N.A.

**GREGORY PARKER**

Executive Director  
Brighter Future Anti-Bullying  
Foundation

**JON PETERSON**

Principal and Chairman of the  
Executive Committee  
Peterson Companies

**GEOFF POHANKA**

President/CEO  
The Pohanka Group

**GREGORY STEPHEN PROCTOR**

President & CEO  
G. S. Proctor & Associates, Inc.  
SECRETARY/TREASURER



**WE ARE DEFINED BY OUR  
COMMITMENT TO EXCELLENCE.**

We're proud to support Greater Prince George's  
Business Roundtable 2016 Quality of Life Index.



The Greater Prince George's Business Roundtable is proud to serve as the Voice for Business in the county and as a regional leader in improving quality of life for residents, businesses and our many diverse faith communities.

Our affiliate, the Andrews Business & Community Alliance is the voice of advocacy for Joint Base Andrews, and, as such, we are uniquely poised to represent all of Prince George's residents and honored guests in a way unlike anyone else.

Join us in the ever-brighter future of Prince George's County.



[www.andrewsalliance.com](http://www.andrewsalliance.com)

[www.bizroundtable.org](http://www.bizroundtable.org)

**301-860-0809**



M.H. Jim Estep  
President & CEO

Philip B. Down  
Board Chair

The Greater Prince George's Business Roundtable is proud to partner with Prince George's County and the Maryland Department of Commerce in their efforts to bring jobs and economic opportunities to the county and state.

